



Chicago Pneumatic

RCP Series



**SINGLE AND TWO-STAGE
RECIPROCATING AIR COMPRESSORS
2 - 20 HP**

**High-performance products.
Designed for you !**

Two Stage Electric Simplex

Part Number	HP	Model	Tank gal.	Electrics V / Ph.	cfm displ.	cfm 100 psi	Mag. Starter	Recom. Dryer	Ship Wt lbs.	L x W x H inches
8090250617	5	RCP-561VNS	60V	208-230 / 1	18.6	15.3	n/a	CPXHT-25	300	29 x 20 x 68
8090250620	5	RCP-581VNS	80V	208-230 / 1	18.6	15.3	n/a	CPXHT-25	382	39 x 24 x 73
8090250674*	5	RCP-381VS	80V	208-230 / 1	22.4	18.5	0000052007	CPXHT-25	457	39 x 24 x 77
8090250682*	5	RCP-381HS	80H	208-230 / 1	22.4	18.5	0000052006	CPXHT-25	491	71 x 24 x 49
8090250690*	5	RCP-338VS	80V	208-230 / 3	22.4	18.5	0000052011	CPXHT-25	457	39 x 24 x 77
8090250690*	5	RCP-338VS4	80V	460 / 3	22.4	18.5	0000052009	CPXHT-25	457	39 x 24 x 77
8090250716*	5	RCP-338HS	80H	208-230 / 3	22.4	18.5	0000052010	CPXHT-25	471	71 x 24 x 49
8090250716*	5	RCP-338HS4	80H	460 / 3	22.4	18.5	0000052008	CPXHT-25	471	71 x 24 x 49
8090250619	5	RCP-581V	80V	208-230 / 1	22.4	18.5	Included	CPXHT-25	467	39 x 24 x 77
8090250618	5	RCP-581H	80H	208-230 / 1	22.4	18.5	Included	CPXHT-25	501	71 x 24 x 49
8090250623	5	RCP-583V	80V	208-230 / 3	22.4	18.5	Included	CPXHT-25	453	39 x 24 x 77
8090250639	5	RCP-583V4	80V	460 / 3	22.4	18.5	Included	CPXHT-25	453	39 x 24 x 77
8090250621	5	RCP-583H	80H	208-230 / 3	22.4	18.5	Included	CPXHT-25	481	71 x 24 x 49
8090250638	5	RCP-583H4	80H	460 / 3	22.4	18.5	Included	CPXHT-25	481	71 x 24 x 49
8090250724	7.5	RCP-7581VS	80V	208-230 / 1	32.5	25.3	Included	CPXHT-50	479	39 x 24 x 77
8090250732	7.5	RCP-7581HS	80H	208-230 / 1	32.5	25.3	Included	CPXHT-50	538	71 x 24 x 49
8090250740	7.5	RCP-7583VS	80V	208-230 / 3	32.5	25.3	Included	CPXHT-50	467	39 x 24 x 77
8090250906	7.5	RCP-7583VS4	80V	460 / 3	32.5	25.3	Included	CPXHT-50	467	39 x 24 x 77
8090250757	7.5	RCP-7583HS	80H	208-230 / 3	32.5	25.3	Included	CPXHT-50	481	71 x 24 x 49
8090250914	7.5	RCP-7583HS4	80H	460 / 3	32.5	25.3	Included	CPXHT-50	481	71 x 24 x 49
8090250626	7.5	RCP-7581V	80V	208-230 / 1	32.5	25.3	Included	CPXHT-50	489	39 x 24 x 77
8090250625	7.5	RCP-7581H	80H	208-230 / 1	32.5	25.3	Included	CPXHT-50	548	71 x 24 x 49
8090250629	7.5	RCP-7583V	80V	208-230 / 3	32.5	25.3	Included	CPXHT-50	477	39 x 24 x 77
8090250641	7.5	RCP-7583V4	80V	460 / 3	32.5	25.3	Included	CPXHT-50	477	39 x 24 x 77
8090250627	7.5	RCP-7583H	80H	208-230 / 3	32.5	25.3	Included	CPXHT-50	491	71 x 24 x 49
8090250640	7.5	RCP-7583H4	80H	460 / 3	32.5	25.3	Included	CPXHT-50	491	71 x 24 x 49
8090250765*	10	RCP-10123VS	120V	208-230 / 3	44.5	37.2	0000052005	CPXHT-50	794	41 x 30 x 86
8090250765*	10	RCP-10123VS4	120V	460 / 3	44.5	37.2	0000052003	CPXHT-50	794	41 x 30 x 86
8090250773*	10	RCP-10123HS	120H	208-230 / 3	44.5	37.2	0000052004	CPXHT-50	705	77 x 26 x 59
8090250773*	10	RCP-10123HS4	120H	460 / 3	44.5	37.2	0000052002	CPXHT-50	705	77 x 26 x 59
8090250604	10	RCP-10123V	120V	208-230 / 3	44.5	37.2	Included	CPXHT-50	854	41 x 30 x 86
8090250634	10	RCP-10123V4	120V	460 / 3	44.5	37.2	Included	CPXHT-50	854	41 x 30 x 86
8090250602	10	RCP-10123H	120H	208-230 / 3	44.5	37.2	Included	CPXHT-50	765	77 x 26 x 59
8090250633	10	RCP-10123H4	120H	460 / 3	44.5	37.2	Included	CPXHT-50	765	77 x 26 x 59

* Order must include part number for compressor and starter



RCP-10123H

STANDARD MODELS - DENOTED BY "S"

Start-Stop Pressure Switch Control, ASME Safety Valves
Fully-Enclosed Belt Guard, Tank Drain and Discharge Valve

PREMIUM RCP MODELS

Magnetic Starter, Low Oil Switch, and Automatic Tank Drain
5 - 7.5 HP include triple-pass Pump Mounted Aftercooler
10 HP include Belt Guard Aftercooler

Single Stage Electric Simplex

Part Number	HP	Model	Tank gal.	Electrics V / Ph.	cfm displ.	cfm 100 psi	Mag. Starter	Ship Wt lbs.	L x W x H inches
8090250614	2	RCP-220P	20P	115 / 230 / 1	11.9	7.1	n/a	155	35 x 20 x 32
8090250615	2	RCP-226VP	26VP	115 / 230 / 1	11.9	7.1	n/a	165	26 x 26 x 51
8090250616	3.5	RCP-3561V	60V	208-230 / 1	16.8	12.4	n/a	261	30 x 22 x 68



RCP-226VP

STANDARD FEATURES

Start-Stop Pressure Switch Control, ASME Safety Valves
Fully-Enclosed Belt Guard, Tank Drain and Discharge Valve

Two Stage Electric Duplex

Part Number	HP	Model	Motor Config.	Electrics V / Ph.	cfm displ.	cfm 100 psi	Tank gal.	Ship Wt lbs.	L x W x H inches
8090250600	10	RCP-10121D	2 x 5 HP	208-230 / 1	44.9	37.0	120H	778	77 x 27 x 56
8090250601	10	RCP-10123D	2 x 5 HP	208-230 / 3	44.9	37.0	120H	778	77 x 27 x 56
8090250632	10	RCP-10123D4	2 x 5 HP	460 / 3	44.9	37.0	120H	778	77 x 27 x 56
8090250610	15	RCP-15121D	2 x 7.5 HP	208-230 / 1	65.0	50.5	120H	886	77 x 27 x 56
8090250611	15	RCP-15123D	2 x 7.5 HP	208-230 / 3	65.0	50.5	120H	886	77 x 27 x 56
8090250635	15	RCP-15123D4	2 x 7.5 HP	460 / 3	65.0	50.5	120H	886	77 x 27 x 56
8090250807	15	RCP-15201D	2 x 7.5 HP	208-230 / 1	65.0	50.5	200H	1137	6 x 32 x 62
8090250815	15	RCP-15203D	2 x 7.5 HP	208-230 / 3	65.0	50.5	200H	1053	6 x 32 x 62
8090250922	15	RCP-15203D4	2 x 7.5 HP	460 / 3	65.0	50.5	200H	1053	6 x 32 x 62
8090250612	20	RCP-20123D	2 x 10 HP	208-230 / 3	89.0	74.5	120H	990	77 x 27 x 63
8090250636	20	RCP-20123D4	2 x 10 HP	460 / 3	89.0	74.5	120H	990	77 x 27 x 63
8090250613	20	RCP-20203D	2 x 10 HP	208-230 / 3	89.0	74.5	200H	1229	86 x 32 x 69
8090250637	20	RCP-20203D4	2 x 10 HP	460 / 3	89.0	74.5	200H	1229	86 x 32 x 69

STANDARD FEATURES

Alternator (please specify voltage)
Magnetic Motor Starters (please specify voltage)
Start-Stop Dual Pressure Switch Control
1" Tank Discharge Valve
Fully Enclosed Belt Guard
ASME Tank and Safety Valves



RCP-20123D

Chicago Pneumatic Duplex package showing the multiple pumps and motors which ensure back-up operation

Two Stage Gasoline Drive

Part Number	HP	Model	Engine	Electric and Recoil Start	cfm displ.	cfm 100 psi	Tank gal.	Ship Wt lbs.	L x W x H inches
8090250631	9	RCP-930G	Robin	Standard	19.1	16.0	30H	328	45 x 19 x 38
8090250606	10	RCP-1030G	Intek	Standard	19.1	16.0	30H	328	45 x 19 x 38
8090250607	11	RCP-1130G	Honda	Standard	22.4	18.5	30H	358	45 x 19 x 45
8090250823	12.75	RCP-1230GK	Kohler	Standard	22.4	18.5	30H	369	45 x 19 x 45
8090250608	12.75	RCP-1230G	Kohler	Standard	32.5	25.3	30H	369	45 x 19 x 45
8090250609	13	RCP-1330G	Honda	Standard	32.5	25.3	30H	378	45 x 19 x 45

STANDARD FEATURES

12 Volt Electric Start and Recoil Start
 Start Key / Panel
 Oil Monitor
 Engine Slowdown (Pilot Valve)

Fully Enclosed Belt Guard
 EZ Pull Tank Drain
 ASME Tank and Safety Valves
 3/4" Tank Discharge Valve

OPTIONAL

Engine Oil Drain



RCP-1330G



RCP-1230G

Single Stage Electric Contractor Series

Part Number	HP	Model	Amps	Electrics V / Ph.	cfm displ.	cfm 100 psi	Tank gal.	Ship Wt lbs.	L x W x H inches
8090250831	1.5	RCP-1530	14	115 / 1	8.5	5.4	2 x 4	130	46 x 23 x 26
8090250849	2	RCP-2030	19 / 9.5	115 / 230 / 1	8.7	6.5	2 x 4	130	46 x 23 x 26

STANDARD FEATURES

Start - Stop Pressure Switch Control
Fully Enclosed Belt Guard
Tank Drains and Discharge Valve



Single Stage Gasoline Drive Contractor Series

Part Number	HP	Model	Engine	Starter	cfm displ.	cfm 100 psi	Tank gal.	Ship Wt lbs.	L x W x H inches
8090250856	5.5	RCP-5530	Honda	Recoil	18.4	12.4	2 x 4	221	46 x 23 x 26
8090250864	6	RCP-6030	Robin	Recoil	18.4	12.4	2 x 4	221	46 x 23 x 26

Two Stage Gasoline Drive Contractor Series

Part Number	HP	Model	Engine	Starter	cfm displ.	cfm 100 psi	Tank gal.	Ship Wt lbs.	L x W x H inches
8090250872	9	RCP-908R	Robin	Recoil	22.4	18.6	2 x 5	316	50 x 29 x 37
8090250880	9	RCP-908H	Honda	Recoil	22.4	18.6	2 x 5	316	50 x 29 x 37
8090250898	12.75	RCP-128-I	Kohler	Elec & Recoil	22.4	25.3	2 x 5	345	50 x 29 x 37

STANDARD FEATURES

Engine Slowdown (Pilot Valve)
Engine Oil Protection
Fully Enclosed Belt Guard Tank Drains and Discharge Valve
ASME Tank and Safety Valves



High Temp Refrigerated Dryers


Part Number	Model	cfm at 100 psi	Inlet / Outlet	Electrics V / Hz / Ph.	Dimensions L x W X H	Ship Wt lbs.
4103014232	CPXHT25	25	1/2" NPT	115 / 60 / 1	17.5 x 19 x 18	85
4103014234	CPXHT50	50	1/2" NPT	115 / 60 / 1	28 x 20 x 30	125
4103014236	CPXHT75	75	1" NPT	115 / 60 / 1	28 x 18 x 40	183
4103014238	CPXHT100	100	1" NPT	115 / 60 / 1	28 x 18 x 40	194
4103014240	CPXHT125	125	1" NPT	115 / 60 / 1	28 x 18 x 40	200

cfm rated at 50°F Dew Point

STANDARD FEATURES

180°F Max Inlet Temp
 3 Micron Filter / Separator
 Inlet Strainer
 Precooler / Reheater

Six Foot Power Cord
 Automatic Drain Valve
 Ambient Air Condenser Filter



One Year Warranty on Entire Package

Magnetic Motor Starters


Magnetic Motor Starters		
Part Number	Model	HP & Voltage/Phase
1312100659	Starter	5 hp / 230V / 1~
1312100662	Starter	7.5 hp / 230V / 1~
1312100656	Starter	7.5 hp / 230V / 3~
1312100657	Starter	7.5 hp / 460V / 3~
1312100658	Starter	7.5 hp / 230V / 3~
1312100661	Starter	10 hp / 230V / 3~
1312100654	Starter	10 hp / 460V / 3~
1312100655	Starter	10 hp / 575V / 3~
1312100660	Starter	15 hp / 575V, 3~

Starters come fully wired with contactors for immediate installation

TIME PROVEN DESIGN

RCP SERIES COMPRESSORS - EXCEPTIONAL STRENGTH

With durability, performance, solid cast iron cylinder, crankshaft and valve plates the RCP provides the strength that is required for everyday use. Aluminum head and coolers with deep fins allow for unmatched heat dissipation. Balanced pistons and crankshaft mean smoother and quieter operation. Oversized main bearings and automotive style replaceable insert bearings for a durable compressor pump. All units are 100% tested at full pressure.



Chicago Pneumatic Compressors Warranty:

Chicago Pneumatic compressors have stood the test of time as some of the most rugged piston compressors on the market. All Chicago Pneumatic compressors are 100% factory tested at full pressure. Two-stage Chicago Pneumatic compressors are covered by a full two-year, "bumper to bumper" warranty and all single-stage Chicago Pneumatic compressors are covered by a full one-year, "bumper to bumper" warranty.




Over 100 years of experience

Since 1901 the Chicago Pneumatic name has represented high-performance tools and equipment designed for an extensive range of applications. Today, Chicago Pneumatic has a global reach, with local customer centers around the world. Chicago Pneumatic tools and air compressors are tailored to the needs of the industrial, vehicle service, and construction markets. Every day we develop and manufacture new products that are meant to meet your demands not only today, but tomorrow as well.

To learn more about our extensive range of tools, hydraulic attachments, industrial and portable compressors, accessories and workshop equipment, please visit www.cp.com.


CP Compressors is supported by a network of trained service centers who can provide complete warranty support, spare parts and technical consultation. For more information on our compressed air products, please contact your local authorized CP Compressor distributor or representative.



Original parts. Your quality assurance.

The “original part” identification confirms that these components passed our strict test criteria. All parts are designed to match the compressor and are approved for use on the specified compressor. They have been thoroughly tested to obtain the highest level of protection, extending the compressors’ lifetime and keeping the cost of ownership to an absolute minimum. No compromises are made on reliability. The use of “original part” certified quality components helps ensure reliable operation and will not impact the validity of your warranty, unlike other parts. Look for your quality assurance.

DISTRIBUTED BY



The Compressed Air and Gas Institute, CAGI, is an organization dedicated to improving the compressed air industry through established standards. As a proud member of CAGI, CP Compressors publishes all technical data in accordance with CAGI/PNEUROP PN2CPTC2 guidelines and voluntarily allows products to be selected for participation in CAGI’s Performance Verification Program. With CP Compressors, our customers know they are receiving the excellent performance that we publish.



CP Compressors
1800 Overview Drive
Rock Hill, SC 29730
877-861-CPAC (2722)

CP Compressors Canada
2900 Argentina Rd. Unit 13
Mississauga, Ontario L5N 7X9